


# Stimulus Oversight Commission

## Investment & Implementation Report

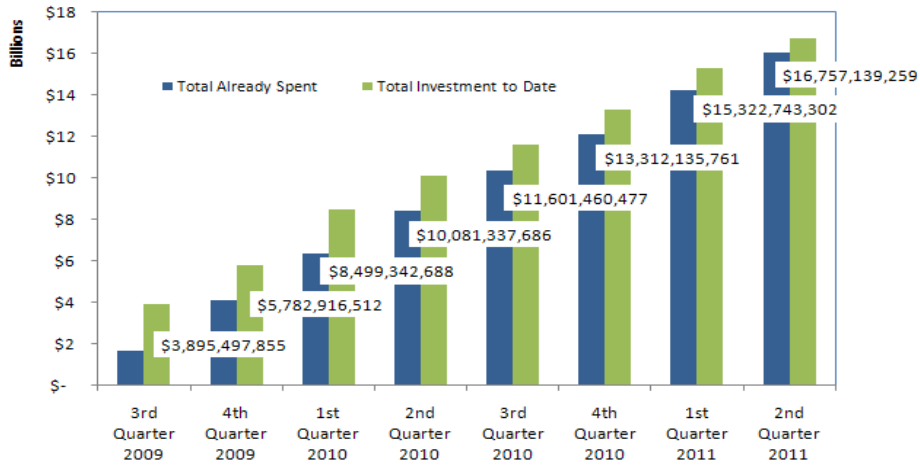
Stimulus Accountability Office  
July 14, 2011



# Anticipated Investment

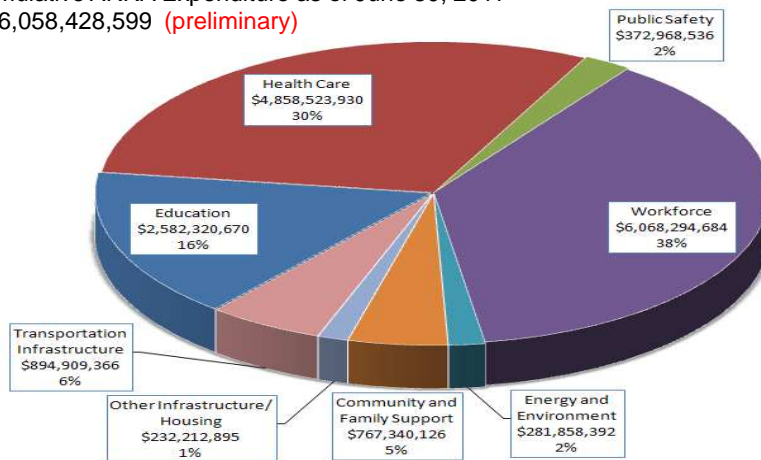


## Cumulative Commonwealth Investment (Preliminary 2<sup>nd</sup> Quarter 2011 data)



## Cumulative Commonwealth Expenditure

Cumulative ARRA Expenditure as of June 30, 2011  
 \$ 16,058,428,599 (preliminary)



## Section 1512 ARRA reports

**PRELIMINARY**

### **2nd Quarter Reports**

**Filed by the Commonwealth in July, 2011**

**Covers about one-third of ARRA funding**

- 338 Reports filed
- \$5.4 billion awards in progress
- \$4.5 billion spent thru June
- 16,908 FTE jobs funded during the quarter
- 19 final reports covering \$758.9 million



5

## Cumulative Final ARRA Reports

88 Final Reports covering	\$867 million
• Education Jobs Fund	\$387.8 million
• State Fiscal Stabilization Fund – Gov’t Services	\$346.8 million
• 70 Highway/Bridge projects	\$ 78.7 million
• Comm. Service Block Grant	\$ 42.3 million
• 3 Senior Nutrition and Employment programs	\$ 5.7 million
• 12 programs under \$3 million	\$ 15.4 million



6

## MBE/WBE/DBE participation

- \$2.6 billion in ARRA programs reported contracts
- \$2 billion in contracts issued
- \$125.8 million contracts awarded to MBE/WBE/DBE enterprises
- 6.3% of contract awards



7

## Transportation Infrastructure

### **Projects Update:**

- \$1 billion awarded for Highways & Bridges.
- All 344 projects have started work.
- 251 projects are complete. 584 miles of road have been resurfaced and 302 bridges have been brought into compliance, in addition to safety and other improvements.
- PENNDOT reported to FHWA 3,808 jobs created or retained for the month of May and 3,224 for April.
- 143 Transit projects; 129 have Notice to Proceed
- 3,205 jobs were created or retained thru June on transit projects statewide.



8

## Clean Water and Drinking Water

### Projects Update:

- To date, PENNVEST has disbursed \$203.5 million (92%) of \$221 million in ARRA investment.
- Construction progress of the 111 ARRA funded projects is reported as follows:
  - Projects between 0 - 25% complete = 1
  - Projects between 26 - 50% complete = 4
  - Projects between 51 - 75% complete = 5
  - Projects between 76 - 100% complete = 101, of which

68 projects have completed construction



9

## Energy

### State Energy Plan (SEP) Program:

- Of 60 projects, 15 are complete, and 20 more have physical work completed.
- \$81.8 million of the \$99.7 million SEP funds have been expended. PA ranks 3rd in the nation in percentage of State Energy Plan funds drawn down.
- Carbon dioxide emissions have been reduced by over 29 million pounds so far, and more than 23.6 million kilowatt hours of energy has been generated from renewable sources.



10

## Energy

### **EECBG: ConservationWorks!:**

- Of 102 projects underway, 32 projects have been completely closed out, and 49 more have completed physical work. One additional project has been funded.
- Of approximately \$22.4 million allocated to projects, over \$18.4 million has been expended.
- PA ranks 4th in the nation in percentage of State EECBG funds drawn down.



11

## Energy

### **Weatherization:**

- 22,174 homes have been weatherized. This is 75% of the 29,700 home goal in the State Plan.
- DCED monitoring staff have completed on-site reviews of 2,765 (12.5%) completed homes and started fiscal monitoring of all 43 sub-recipients. Requirement met.
- 1,267 weatherization certifications have been earned by 1,137 individuals. Some hold multiple certifications. Another 298 individuals are in training.



12