


**American Recovery and Reinvestment Act Update**

**Dan Kuba, Acting Director  
Bureau of Workforce Development**

**Pennsylvania Department of Labor & Industry**

Pennsylvania Stimulus Oversight Commission  
July 14, 2011



**Economic Situation**

**United States (May 2011)**

- 6,940,000 jobs lost since December 2007
- Current US Unemployment Rate is 9.1%
- Unemployment rate is up 4.1 percentage points since December 2007 (was 5.0% in December 2007)


**Pennsylvania (May 2011)**

- 130,900 jobs lost since December 2007
- Current Unemployment Rate is 7.4%
- Unemployment rate is up 2.9 percentage points since December 2007

(All data are seasonally adjusted)

2

**L&I Programs  
Awarded ARRA Funds**




- **Workforce Investment**
- **AmeriCorps/PennServe**
- **Office of Vocational Rehabilitation**
- **Unemployment Compensation**
- **Weatherization**

3



**Workforce Investment**

4

<b>Workforce Investment Act (WIA) ARRA Funds</b>	
	
<b>Funding Stream</b>	<b>Awarded to PA</b>
<b>WIA Adult</b> (\$500 million nationally)	<b>\$16,545,744</b>
<b>WIA Dislocated Worker</b> (\$1.25 billion nationally)	<b>\$42,482,006</b>
<b>WIA Youth</b> (\$1.2 billion nationally)	<b>\$40,647,780</b>
<b>TOTAL</b>	<b>\$99,675,530</b>

5

<b>Priorities for ARRA WIA Adult &amp; Dislocated Worker</b>	
	
<ul style="list-style-type: none"> <li>• <b>Promote long term economic growth through skills training</b> <ul style="list-style-type: none"> <li>- On the Job Training</li> <li>- Longer term training</li> </ul> </li> <li>• <b>Transform workforce development system</b> <ul style="list-style-type: none"> <li>- Require skill assessment prior to training</li> <li>- Promote connections to credentialing and certification</li> </ul> </li> <li>• <b>Promote coordination across all state and local agencies</b> <ul style="list-style-type: none"> <li>- Actively promote use of best practices</li> </ul> </li> <li>• <b>Require accountability</b> <ul style="list-style-type: none"> <li>- Intervene proactively to produce required outcomes</li> </ul> </li> </ul>	

6

## ARRA WIA Adult & Dislocated Worker - Performance



**Period of May 1, 2009-May 31, 2011:**

### Adult Outcomes:

- 10,088 participants served
- 4,775 participants received training services

### Dislocated Worker Outcomes:

- 23,748 participants served
- 7,793 participants received training services

*Note: Data reflects information required to be reported to USDOL on a monthly basis. This includes both ARRA WIA and non-ARRA WIA funds.*

7

## WIA Youth Funding



- **Expands eligibility up to 24 years old**
  - Regular Formula eligibility up to 21 years old
- **Focus on activity that leads to work in high demand occupations:**
  - Educational enrichment
  - Skills training
  - Supporting services
- **Work readiness is the only performance measure used to assess summer youth employment activities**

8

## ARRA WIA Youth - Performance



### Period of May 1, 2009-May 31, 2011

- **9,751 total youth participants**
  - 6,641 in-school (68%)
  - 3,110 out of school (32%)
- **Summer Employment Program Outputs**
  - 9,751 total youth participants (goal: 8,692)
  - 72.71% work readiness attainment rate
  - 74.91% summer employment completion rate
- Older Youth (ages 18-24) received support through March 2010

9

## ARRA WIA Financial Status



- **As of June 30, 2011:**

Award	Expenditure Amount (\$)	Expenditure Rate (%)	Balance* (\$)	Obligation Amount (\$)
\$99,675,530	\$95,846,536	96.16%	\$3,828,994	\$3,397,037

*\*The "Balance" reported above is calculated by deducting the expenditures from the award and does not include a deduction of the obligations.*

10

## ARRA – Way to Work



- In partnership w/ Dept of Public Welfare (DPW)
- DPW Received \$97.5 million from US Dept of Health & Human Services
  - Targets 8,000 Adults (\$67.5 million)
  - Targets 10,000 Youth (\$30 million)
- Promote subsidized employment opportunities allowable under ARRA TANF Emergency Contingency Fund
- Includes summer-employment programs

11

## Employment and Re-Employment Services



12

## ARRA Employment & Re-employment Activities



- \$15,098,730 awarded
- Provide services to individuals and unemployment compensation recipients including skill assessment, career guidance, jobs search, and referral to job opportunities

13

## ARRA Employment & Re-Employment Services




**As of May 31, 2011**

- **Employment Services**
  - **Total Participants Served:**
    - Staff-assisted: 178,879
    - Self-service: 275,693
  - **Number of Participants Referred to Employment**
    - Staff-assisted: 29,152 (16.2%)
    - Self-service: 123,459 (44.8%)
- **Re-Employment Services** (unemployed/dislocated)
  - **Total Participants Served:** 117,485
  - **# of Participants Referred to Training:** 26,290 (22.3%)

14

ARRA WP/RES Financial Status




---

**• As of June 30, 2011:**

Program	Award	Expend. Amount (\$)	Expend. Rate (%)	Balance* (\$)	Obligation Amount (\$)
WP incl. RES	\$15,098,730	\$15,098,730	100%	0	0

*\*The "Balance" reported above is calculated by deducting the expenditures from the award and does not include a deduction of the obligations.*

15



---

AmeriCorps / PennSERVE

16

## AmeriCorps ARRA Funding



- Nearly \$2.8 million awarded (\$1.2 million formula; \$1.6 million competitive)
- Ten AmeriCorps programs supported the creation of employment and community service opportunities throughout Pennsylvania.
- Activities included: Summer Enrichment & Day Camps, Tutoring & Training, General Community Services, Academic Coaching, and Community Renovation Projects

### Impact:

- Over 8,990 individuals mentored
- Over 9,280 disadvantaged children and youth served
- Over 6,480 volunteers provided over 28,190 volunteer hours

17

## ARRA AmeriCorps Financial Status




### • Final:

Program	Award	Expend. Amount (\$)	Expend Rate (%)	Balance (\$)*	Obligation Amount (\$)
Formula	\$1,200,000	\$1,021,247	85%	\$178,753	0
Competitive	\$1,592,279	\$1,462,422	91%	\$129,857	0
<b>Total</b>	<b>\$2,792,279</b>	<b>\$2,483,669</b>	<b>89%</b>	<b>\$308,610</b>	<b>0</b>

\*The "Balance" reported above is calculated by deducting the expenditures from the award and does not include a deduction of the obligations.

18



## Vocational Rehabilitation

19



## ARRA - Rehabilitation Services

- \$21 million awarded
- Develop & operate 13 projects that will help individuals with disabilities prepare for, obtain, and maintain employment
- **Activities Include:**
  - Infrastructure Improvements
  - Veterans Project
  - On-the-Job Training

20

## ARRA - Independent Living Centers



- \$552,058 awarded
- Nine Centers for Independent Living (CIL) awarded grants of \$45,000 to increase service and participation
- \$ 100,000 for replication of best CIL practices
- **Activities include:**
  - Skills Training Seminars for consumers and staff
  - Develop & operate enrichment program utilizing the arts as a transition method to independence

21

## ARRA - Independent Living Older/Blind



- \$1,637,247 awarded
- Provide services to older individuals who are blind to maximize their leadership, empowerment, independence, and productivity and to promote the integration and full inclusion of individuals with disabilities into the mainstream of American society
- **Activities include:**
  - Purchased e-learning software to support staff training and development
  - Projects in development with Penn State University and several long standing providers to increase practitioner awareness and decrease isolation of seniors with vision loss

22

## ARRA Office of Voc Rehab Financial Status



- **As of June 30, 2011:**

Program	Award	Expend. Amount (\$)	Expend Rate (%)	Balance (\$)	Obligation Amount (\$)
Voc Rehab Title IB	\$20,925,941	\$15,335,700	73.3%	\$5,590,241	\$2,476,581
Indep Living	\$552,058	\$376,200	68.1%	\$175,858	\$174,080
Indep Living/Older- Blind	\$1,637,247	\$459,637	28.0%	\$1,177,610	\$1,038,115
<b>Total</b>	<b>\$23,115,246</b>	<b>\$16,171,537</b>	<b>70.0%</b>	<b>\$6,943,709</b>	<b>\$3,688,766</b>

23

## Unemployment Compensation (UC) Benefits & Modernization



24

## UC Benefits: Overall Summary



- Total of 86 weeks of UC benefits is potentially available (as of June 12, 2011)
  - Up to 26 weeks of Regular State UC
  - Up to 47 weeks of ARRA related benefits
  - Up to 13 weeks of additional Emergency UC
- 1,247,794 individuals received some type of ARRA funded UC benefits since February 18, 2009
- The federal government has paid out over \$5.7 billion in ARRA related UC benefits in PA to date

25

## UC Benefits: Summary by Benefit



**As of week ending May 28, 2011**

- **Federal Additional Compensation (FAC):**
  - Provided additional \$25 weekly benefit
  - 1,164,648 claimants currently receiving or have received
  - \$1,057,448,072 in benefits paid to date
  - Last payable week was the week ending December 11, 2010
- **Emergency Unemployment Compensation (EUC):**
  - Provides up to 47 additional weeks of benefits
  - 616,042 claimants currently receiving or have received this benefit
  - \$4,170,247,993 in benefits paid to date
- **Extended Benefits (EB):**
  - Provides up to 13 additional weeks of benefits
  - 213,494 claimants currently receiving or have received this benefit
  - \$518,261,317 in benefits paid to date

26

## UC Modernization



### Administrative Grants

- \$6 million has been used to hire 50 PA CareerLink® specialists; \$13.6 million used for implementing IT initiatives relating to law changes.

### Activities Include:

- Direct reemployment assistance to approximately 50,000 UC claimants who have exhausted, or are likely to exhaust, their UC benefits.
- Assist with the Registration of all UC claimants on PA CareerLink® Web site
- Implement the UI Modernization incentive provisions if enacted by the General Assembly, including IT costs associated with the alternative base period.

27

## ARRA UC Modernization Admin Financial Status




- **As of May 31, 2011:**

Program	Award	Expend. Amount (\$)	Expend. Rate (%)	Balance* (\$)	Obligation Amount (\$)
UC Modern. Admin	\$19,600,000	\$15,600,00	79.6%	\$4,000,000	\$4,000,000


*\*The "Balance" reported above is calculated by deducting the expenditures from the award and does not include a deduction of the obligations.*

28



## Weatherization

29




## Weatherization Training

**\$9 million from DCED to:**

- Implement an industry-recognized credential to ensure weatherization workers have the proper skills to weatherize homes safely and efficiently
- Funded seven weatherization training providers across the state to train the current workforce and new hires
- To Date:
  - 795 weatherization courses have been offered across the state
  - 2,067 individuals have taken weatherization coursework
  - 1,124 individuals are fully certified

30

## ARRA Weatherization Training Financial Status



**• As of June 20, 2011:**

Program:	Award	Expend. Amount (\$)	Expend. Rate (%)	Balance (\$)*	Obligation Amount (\$)
Weatherization Training	\$9,000,000	\$4,089,028	45.4%	\$4,910,972	\$4,149,491

*\*The "Balance" reported above is calculated by deducting the expenditures from the award and does not include a deduction of the obligations.*

31



## Competitive Grants

32

## Announcement of Grant Availability



### Workforce AGA Round I

- Released Fall 2009
- Proposals Received: 178
- Total Funding Requests: \$65.1 million
- # of Proposals successfully awarded: 51
- # of Proposals successfully awarded ARRA funds: 35
- Total ARRA funds distributed: \$6,465,183

### Next Steps:

- All ARRA WIA statewide funds were distributed in AGA Round I
- No additional Workforce AGAs are planned to be posted in 2010.

33

## Federal ARRA Competitive Grants (Announced)



L&I Applied for:	Total Request	Total Received	Description
<b>State Labor Market Information Improvement (LMI)</b>	\$1.25 million	\$1.25 million	Enhance labor market information on the green economy
<b>State Energy Sector Partnership (SESP)</b>	\$6.0 million	\$6.0 million	Regional & Statewide strategies to increase energy efficiency and renewable energy workforce
<b>National Emergency Grant-On the Job Training</b>	\$8.5 million	\$2.7 million	Provide on-the-job training opportunities to dislocated workers statewide (all high priority industries)
<b>TOTAL (as of 06/30/2011)</b>	\$15.75 million	\$9.95 million	

34

## Labor Market Information Improvement



- Research Award: \$1.25 million (not a training award)
- Project targeted to enhance labor exchange infrastructure around green jobs
- Activities to Date include:
  - Green Listening Sessions
  - Economy-wide Survey
  - Job Task Analysis
  - Green Career Tool
  - Inventory of Training Capacity
  - Outreach

35

## ARRA – LMI Improvement Financial Status



- As of June 21, 2011:

Program:	Award	Expend. Amount (\$)	Expend. Rate (%)	Balance (\$)*	Obligation Amount (\$)
LMI Improvement	\$1,250,000	\$1,148,783	91.2%	\$101,217	\$80,112

*\*The "Balance" reported above is calculated by deducting the expenditures from the award and does not include a deduction of the obligations.*

36

## State Energy Sector Partnership (SESP)



- **Awarded:** \$6 million

Project is focused on increasing the energy efficiency and renewable energy workforce by implementing regional and statewide strategies that will provide training opportunities to traditionally underserved populations.

- **Activities include:**

- 16 Training Providers across the Commonwealth
- Will serve over 2,000 participants
- Statewide Leadership meeting in October 2010
- Regional Energy Team meetings in Fall 2010
- Two full time staff dedicated to project oversight

37

## Announcement of Grant Availability



### Targeted Activities:


- Green job training & education
- Capacity building activities, such as curricula development
- Supportive services for participants

### Green Training AGA Outcomes:

- Proposals received: 39
- Funds requested: \$10.7 million
- Proposals funded: 16
- Funds awarded: \$5,774,557

38

## ARRA SESP Financial Status




- As of June 30, 2011:

Program:	Award	Expend. Amount (\$)	Expend. Rate (%)	Balance (\$)*	Obligation Amount (\$)
Green Jobs (SESP)	\$6,000,000	\$1,864,801	31.08%	\$4,135,198	\$3,305,136

\*The "Balance" reported above is calculated by deducting the expenditures from the award and does not include a deduction of the obligations.

39

## National Emergency Grant On-the-Job Training



- **Awarded: \$2.7 million**

Working in partnership, L&I, local workforce investment boards, industry partnerships, community based organizations and intermediaries, will identify OJT opportunities in Pennsylvania's eleven (11) targeted industry clusters.

These opportunities will return long-term dislocated workers to the workplace earning wages to support themselves and their families while learning new skills, technologies, production or service procedures, and hands-on experience to meet the requirements of a new occupation or industry.

40

## National Emergency Grant On-the-Job Training



### Activities include:

- 6 Local Workforce Investment Areas
- 26 Counties: Bedford, Berks, Blair, Cambria, Cameron, Centre, Clearfield, Clinton, Columbia, Elk, Fayette, Fulton, Huntingdon, Jefferson, Lehigh, Lycoming, McKean, Mifflin, Montour, Northampton, Northumberland, Potter, Snyder, Somerset, Union and Westmoreland.
- Will place 270 long-term (22 weeks or longer) dislocated workers into employment in high priority occupations.
- Each of the six LWIAs was allocated \$403,677 for the administration of basic education, supportive services, and employer wage reimbursement.

### OJT Outcomes:

- 70 participants served

41

## ARRA NEG/OJT Financial Status



- As of June 30, 2011:

Program:	Award	Expend. Amount (\$)	Expend. Rate (%)	Balance (\$)*	Obligation Amount (\$)
NEG/OJT	\$2,697,393	\$417,964	15%	\$2,279,429	\$360,035

*\*The "Balance" reported above is calculated by deducting the expenditures from the award and does not include a deduction of the obligations.*

42



**Questions?**

<http://www.paworkforce.state.pa.us>  
Click on Recovery Act Information in left-hand column

**Email: RA-LI-ARRA@state.pa.us**

43