



pennsylvania

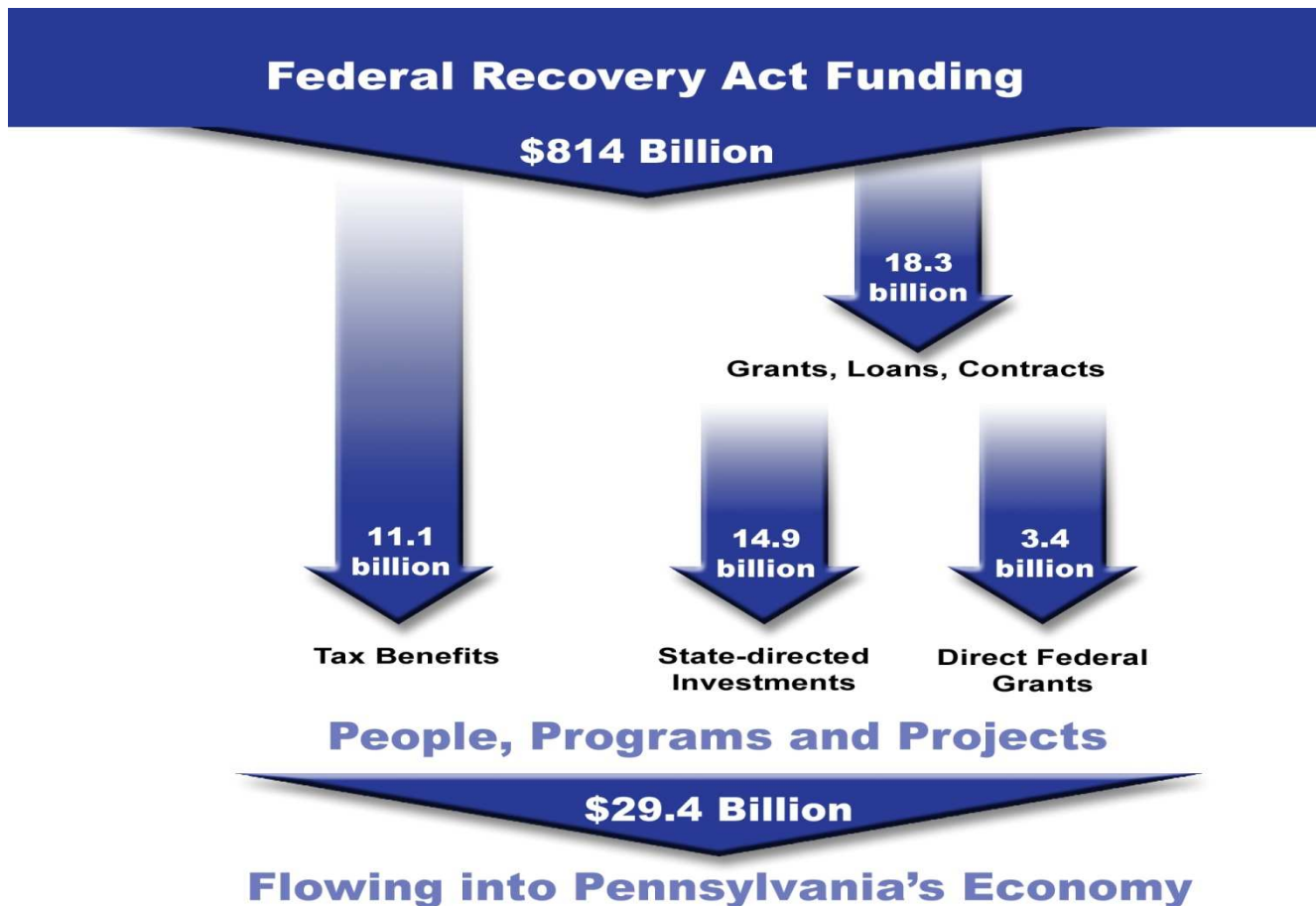
STIMULUS ACCOUNTABILITY OFFICE

Pennsylvania Stimulus Oversight Commission

Chairman's Report

Nov. 18, 2010

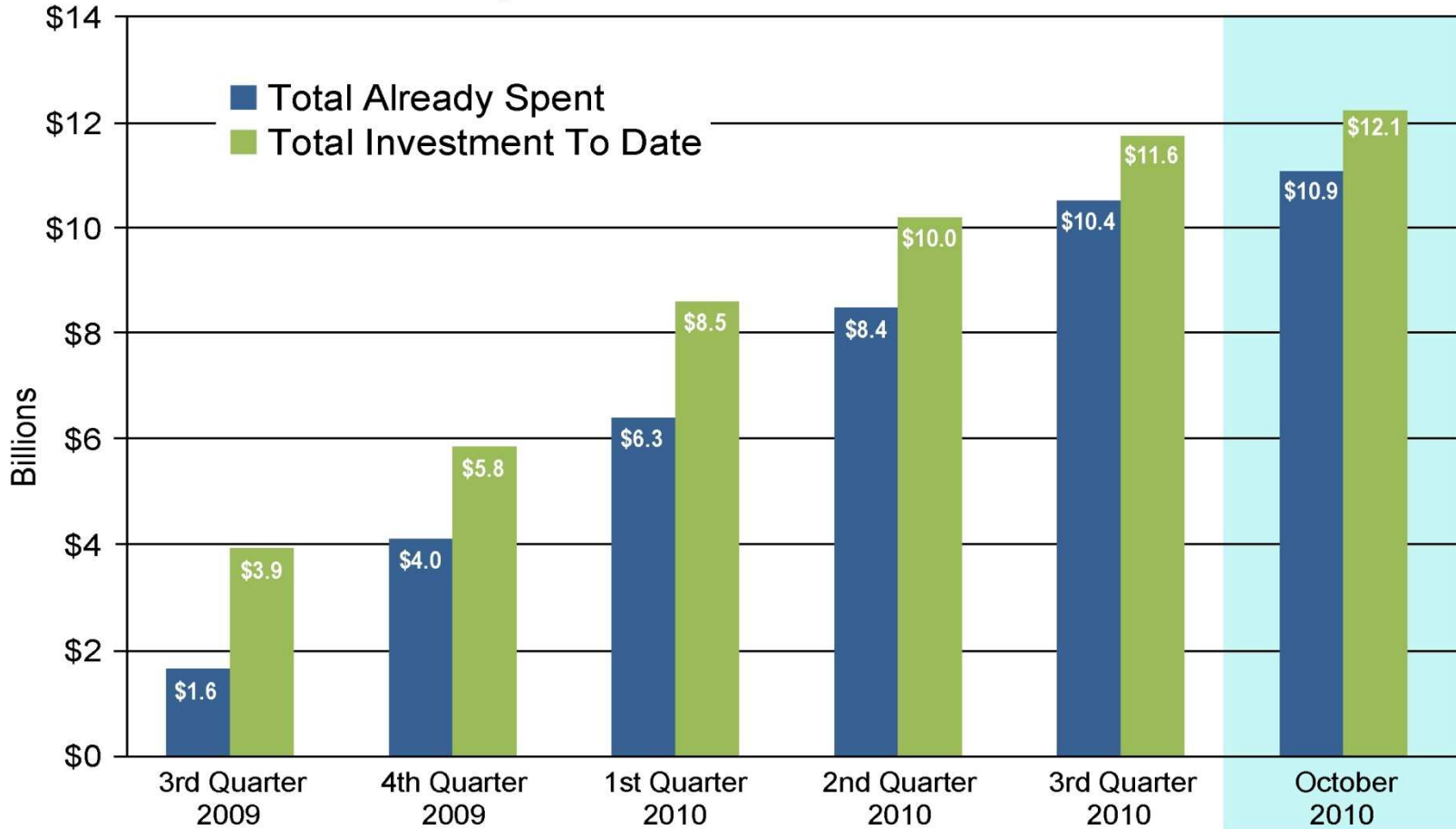
Anticipated Investment



Investments through September

- Federal agencies reported that **\$16.5 billion** has been *made available* (as of Sept. 24, 2010) to Pennsylvania (both state-directed and direct federal grants to local governments, etc.)
- **\$11.5 billion** (70%) has been paid out
- State-directed investments: **\$10.9 billion** spent

Recovery Act Cumulative Investment



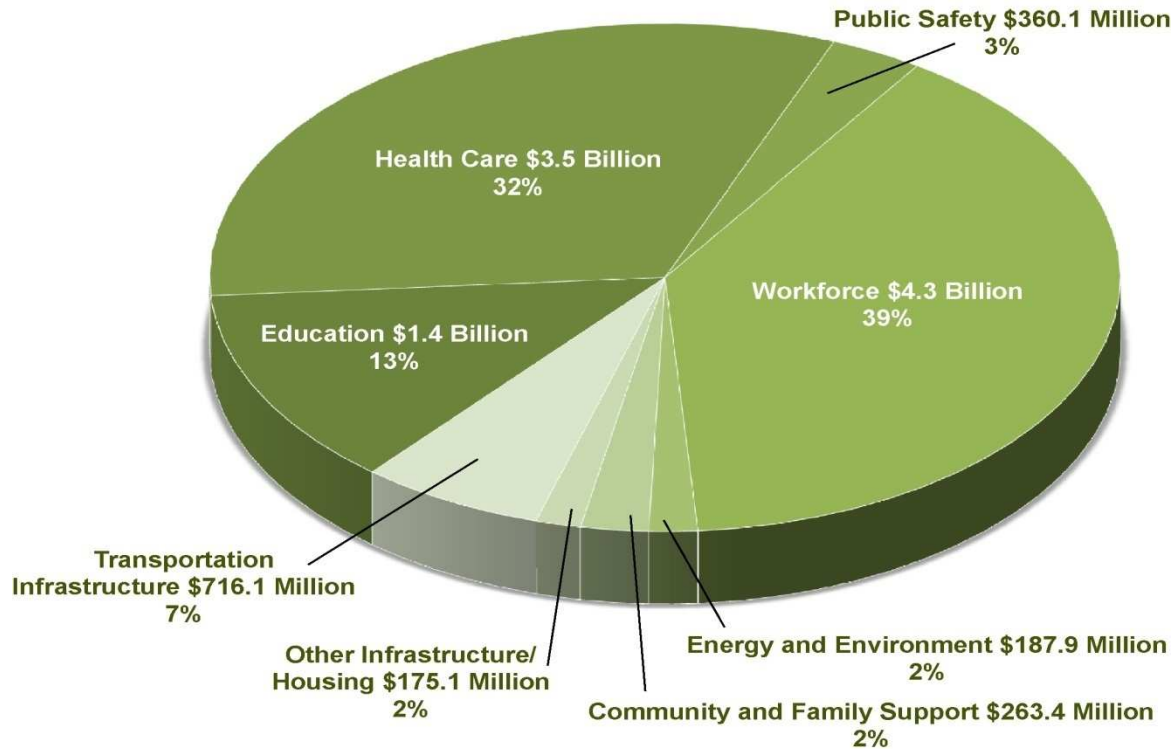
Total Already Spent: The total amount of federal Recovery Act expenditures incurred by the Commonwealth to date.

Total Investment To Date: The sum of "Already Spent" and "In Progress." In a limited number of programs, the amount In Progress, and consequently the Total Investment To Date, may include funds which are in the process of being reassigned. This could temporarily cause the Total Investment To Date to exceed the Total Anticipated Investment. This report shows the amount In Progress as it is reflected in the accounting system on the report date.

Spending by category

Recovery Act Cumulative Spending (Already Spent by Category)

As of October 2010: \$10,944,378,512



State and federal-direct spending for five-county Philadelphia area (through September)

	Philadelphia County	Delaware County	Bucks County	Montgomery County	Chester County
Grants, Loans, and Contracts through state (est.)	\$645 million	\$89 million	\$100 million	\$186 million	\$99 million
Direct federal funding (est.)	\$1.2 billion	\$34 million	\$25 million	\$98 million	\$61 million
TOTAL	\$1.845 billion	\$123 million	\$125 million	\$284 million	\$160 million

Performance and Outcome Measure Summary (data reported in June and September)

- 6.3 million people served by programs
 - Medicaid, Workforce, Food Stamps
- \$7.3 billion stabilizing budgets
 - Governments and schools
- 12.4 million hours worked



pennsylvania

STIMULUS ACCOUNTABILITY OFFICE

www.recovery.pa.gov